

# RAZOR SHARP PERFORMANCE

# FOR SPORT AND MUSTERING

## RANGER RZR S

ALL THE BENEFITS OF RZR IN A WIDER, LONG-TRAVEL, HIGH-OUTPUT (H.O.) PACKAGE

800 H.O. TWIN EFI WITH A 101.4 KMPH TOP SPEED



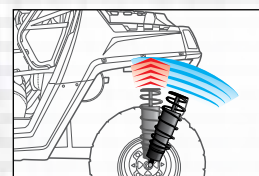
### LONG-TRAVEL SUSPENSION WITH FOX PODIUM<sup>®</sup> X PIGGYBACK RESERVOIR SHOCKS

Industry-leading 30.5 cm of travel, compression and preload-adjustable to soak up those deep ruts and obstacles for a smoother ride and more precise steering.



### CUSTOM FEATURES STRAIGHT FROM THE FACTORY

- Maxxis<sup>®</sup> Bighorn<sup>®</sup> 26-inch (66 cm) tyres on 12-inch (30.5 cm) aluminum rims.
- Distinctive, modified cage and fender flares.
- Automotive-quality 5-layer metallic paint with a decal-graphics package.



### ROLLED INDEPENDENT REAR SUSPENSION (IRS)

Angled rearward for less squat during acceleration and a smoother ride, the Rolled IRS is one of the reasons the RZR S rules the industry in suspension travel.



### LOWEST CENTER OF GRAVITY

Thanks to its patented engine-behind-the-seat design, RZR S delivers razor-sharp handling and performance.

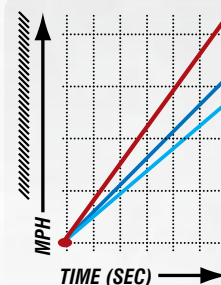
### MORE POLARIS<sup>®</sup> FEATURES

- 152.4 cm Width
- Chrome Moly Front Upper A-Arms
- On-Demand True All-Wheel Drive (AWD)
- Certified Roll-Over Protective Structure (ROPS)<sup>\*</sup>
- Protective Side Nets



COMPARE THE FACTS	RANGER RZR S	TERYX <sup>™</sup> * 750 FI	RHINO <sup>®</sup> * 700 FI
Top Speed	101.4 kmph ✓	74 kmph	62.8 kmph
Engine	800 H.O. EFI ✓	750 FI	700 FI
Weight	453.6 kg ✓	629.1 kg	539.8 kg
Acceleration From 0 to 56.3 kmph (sec)	3.8 ✓	5.3	5.67
Suspension Travel (front/rear)	30.5/30.5 cm ✓	19.1/19.1 cm	18.5/18.5 cm
Ground Clearance	31.8 cm ✓	29.7 cm	30.7 cm

### ACCELERATION



— RZR S  
— TERYX<sup>™</sup> 750  
— RHINO<sup>®</sup> 700 FI



4 x Asia Pacific Rally Champion Cody Crocker cross-training with his RZR S, fitted with Polaris accessory Brushguard, Rally Lights, Aluminium Rock Sliders, Half Windshield, Roof and Dragonfire Racing Harness.

\*Teryx<sup>™</sup> is a trademark of Kawasaki Heavy Industries, Ltd.  
\*Rhino<sup>®</sup> is a registered trademark of Yamaha Hatsudoki Kabushiki Kaisha.

<sup>^</sup>OSHA ROPS 29CFR1928.53

2010

SPECIFICATIONS

RANGER®

RANGER 800 XP® (PG. 8)

RANGER 800 HD™ (PG. 10)

RANGER 800 6X6 (PG. 12)














RANGER 800 CREW® (PG. 14)

Tows More, Carries More, Seats Three.

Ultimate 4x4 Lifting and Carrying.

The Heavy-Duty Leader of Modern Workhorses.

With Seating for Six, You'll Carry the Whole Crew.

S.N.A.P.	Steering Wheel or Handle Bars		 		
	Number of People				
	Application	 <b>WORK</b>	 <b>HD WORK</b>	 <b>HD WORK</b>	 <b>WORK</b>
ENGINE	Engine Type	4-Stroke Twin Cylinder	4-Stroke Twin Cylinder	4-Stroke Twin Cylinder	4-Stroke Twin Cylinder
	Displacement	760cc	760cc	760cc	760cc
	Fuel System	Electronic Fuel Injection	Electronic Fuel Injection	Electronic Fuel Injection	Electronic Fuel Injection
	Cooling	Liquid	Liquid	Liquid	Liquid
DRIVE TRAIN	Transmission/Final Drive	Automatic PVT H/L/N/R; Shaft	Automatic PVT H/L/N/R; Shaft	Automatic PVT H/L/N/R; Shaft	Automatic PVT H/L/N/R; Shaft
	Drive System	On-Demand True AWD/2WD/Turf Mode	On-Demand True AWD/2WD/Turf Mode	<b>On-Demand True 6WD/Rear 4WD/Mid Differential Lock</b>	On-Demand True AWD/2WD/VersaTrac Turf Mode
SUSPENSION	Front Suspension	Dual A-Arm 24.4 cm Travel	Dual A-Arm 24.4 cm Travel	Dual A-Arm 24.4 cm Travel	Dual A-Arm 24.4 cm Travel
	Rear Suspension	Dual A-Arm, IRS 22.9 cm Travel	Self-Leveling Dual A-Arm, IRS 22.9 cm Travel	4-Wheel Dual A-Arm, IRS 22.9 cm Travel	Dual A-Arm, IRS 22.9 cm Travel
BRAKES	Front/Rear Brakes	4-Wheel Hydraulic Disc with Dual-Bore Front Calipers	4-Wheel Hydraulic Disc with Dual-Bore Front Calipers	4-Wheel Hydraulic Disc with Dual-Bore Front Calipers	4-Wheel Hydraulic Disc with Dual-Bore Front Calipers
	Parking Brake	Hand-Actuated	Hand-Actuated	Hand-Actuated	Hand-Actuated
TYRES AND WHEELS	Front Tyres	25 x 10-12; 489	26 x 9-12; PXT	25 x 10-12; 489	26 x 9-12; PXT
	Rear Tyres	25 x 11-12; 489	26 x 11-12; PXT	25 x 11-12; 489	26 x 11-12; PXT
	Wheels	Stamped Steel	Aluminum	Stamped Steel	Stamped Steel
DIMENSIONS/CAPACITIES	Wheelbase	193 cm	193 cm	266.7 cm	274.3 cm
	Dry Weight	561 kg.	572 kg.	704 kg.	678 kg.
	Length/Width/Height	290 cm / 152 cm / 193 cm	290 cm / 152 cm / 193 cm	348 cm / 152 cm / 193 cm	368 cm / 152 cm / 193 cm
	Fuel Capacity	34.1 ltr.	34.1 ltr.	34.1 ltr.	34.1 ltr.
	Bed Box Dimension/Capacity	107 cm x 147 cm x 25 cm / 453.6 kg.	107 cm x 147 cm x 25 cm / 453.6 kg.	122 cm x 147 cm x 25 cm / 567 kg.	107 cm x 147 cm x 25 cm / 453.6 kg.
	Payload Capacity	<b>680.4 kg.</b>	<b>680.4 kg.</b>	<b>907.2 kg.</b>	<b>793.8 kg.</b>
	Hitch Towing Rating	<b>907.2 kg.</b>	<b>907.2 kg.</b>	<b>907.2 kg.</b>	<b>907.2 kg.</b>
	Cargo System	Lock & Ride	Lock & Ride	Lock & Ride	Lock & Ride
	Ground Clearance	30.5 cm	30.5 cm	30.5 cm	29 cm
Hitch/Type	Std/Receiver	Std/Receiver	Std/Receiver	Std/Receiver	
FEATURES	Instrumentation	Digital Gauge, Speedometer, Odometer, Tachometer, Two Tripmeters, Hour Meter, Gear Indicator, Fuel Gauge, Hi-Temp/Low-Batt Lights, DC Outlets (2)	Digital Gauge, Speedometer, Odometer, Tachometer, Two Tripmeters, Hour Meter, Gear Indicator, Fuel Gauge, Hi-Temp/Low-Batt Lights, DC Outlets (2)	Digital Gauge, Speedometer, Odometer, Tachometer, Two Tripmeters, Hour Meter, Gear Indicator, Fuel Gauge, Hi-Temp/Low-Batt Lights, DC Outlets (2)	Digital Gauge, Speedometer, Odometer, Tachometer, Two Tripmeters, Hour Meter, Gear Indicator, Fuel Gauge, Hi-Temp/Low-Batt Lights, DC Outlets (3)
COLOURS	Colours	Solar Red, Sage Green, Mossy Oak Break-Up	Sage Green	Solar Red, Sage Green	Solar Red, Sage Green, Mossy Oak Break-Up

2010

SPECIFICATIONS

RANGER RZR®

RANGER RZR (PG. 16)










RANGER RZR S (PG. 18)

RANGER RZR® 170 (PG. 20)

Razor Sharp Performance.

Razor Sharp Performance for Sport and Mustering.

The World's First Youth Side-by-Side.

S.N.A.P.	Steering Wheel or Handle Bars			
	Number of People			
	Application	 <b>PLAY</b>	 <b>SPORT</b>	 <b>PLAY</b>
ENGINE	Engine Type	4-Stroke Twin Cylinder	4-Stroke Twin Cylinder	Unleaded Single Cylinder
	Displacement	760cc	<b>760cc High Output (H.O.)</b>	<b>169cc</b>
	Fuel System	Electronic Fuel Injection	Electronic Fuel Injection	Carbureted
	Cooling	Liquid	Liquid	Fan
DRIVE TRAIN	Transmission/Final Drive	Automatic PVT P/R/N/L/H; Shaft	Automatic PVT P/R/N/L/H; Shaft	Automatic PVT F/N/R; Chain
	Drive System	On-Demand True AWD/2WD	On-Demand True AWD/2WD	2WD
SUSPENSION	Front Suspension	Dual A-Arm With Anti-Sway Bar 22.9 cm Travel	<b>Dual A-Arm. Fox Podium (compression adjustable w/reservoir) 30 cm Travel</b>	Single A-Arm With 12.7 cm Travel
	Rear Suspension	Dual A-Arm, Rolled With Anit-Sway Bar 24 cm Travel	<b>Dual A-Arm, rolled With Anti-Sway Bar. Fox Podium (compression adjustable w/reservoir) 30.5 cm Travel</b>	<b>Swingarm Dual Shocks With 12.7 cm Travel</b>
BRAKES	Front Brakes	Hydraulic Disc With Dual-Bore Front Calipers	Hydraulic Disc With Dual-Bore Front Calipers	<b>Dual Hydraulic Disc</b>
	Rear Brakes	Hydraulic Disc With Dual-Piston Calipers	Hydraulic Disc With Dual-Piston Calipers	<b>Hydraulic Disc</b>
TYRES AND WHEELS	Front Tyres	25 x 8-12; Maxxis	<b>26 x 9-12; Maxxis Bighorn</b>	19 x 7-8
	Rear Tyres	25 x 10-12; Maxxis	<b>26 x 12-12; Maxxis Bighorn</b>	20 x 10-9
	Wheels	Stamped Steel	<b>Cast Aluminum (Painted)</b>	Stamped Steel
DIMENSIONS/CAPACITIES	Wheelbase	196 cm	196 cm	165.1 cm
	Dry Weight	429 kg.	454 kg.	226 kg.
	Length/Width/Height	<b>259 cm / 127 cm / 175.2 cm</b>	<b>269 cm / 153.7 cm / 179 cm</b>	<b>215.9 cm / 121.9 cm / 139.7 cm</b>
	Seat Height	N.A.	N.A.	N.A.
	Fuel Capacity	27.4 ltr.	27.4 ltr.	9.5 ltr.
	Bed Box Dimension/Capacity	107 cm x 56 cm / 136.1 kg.	107 cm x 56 cm / 136.1 kg.	N.A.
	Hitch Towing Rating	<b>680.4 kg.</b>	<b>680.4 kg.</b>	N.A.
	Cargo System	Lock & Ride®	Lock & Ride	N.A.
	Ground Clearance	25 cm	<b>32 cm</b>	<b>15.2 cm</b>
Hitch/Type	Standard Receiver	Standard Receiver	N.A.	
FEATURES	Instrumentation	Digital Gauge, Speedometer, Odometer, Tachometer, Tripmeter, Hour Meter, Gear Indicator, Fuel Gauge, Hi-Temp/Low-Batt Lights, DC Outlet	Digital Gauge, Speedometer, Odometer, Tachometer, Tripmeter, Hour Meter, Gear Indicator, Fuel Gauge, Hi-Temp/Low-Batt Lights, DC Outlet	N/R Light
COLOURS	Colours	Indy Red, Sage Green	Pearl White/Black	Indy Red

SOLAR RED

SAGE GREEN

BOARDWALK BLUE

MOSSY OAK® BREAK-UP®

INDY RED

PEARL WHITE/BLACK

27